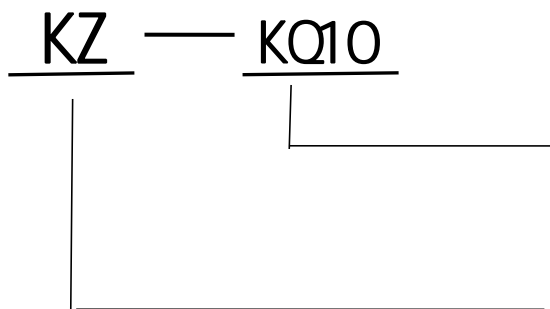


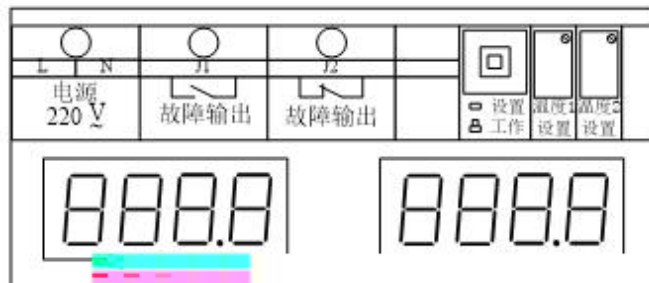
KZ-KQ10

KZ-KQ10

PT100



- 2.1 AC220V 50Hz 5W
- 2.2 -20 ~+50 85%RH
- 2.3 5A 250VAC
- 2.4 PT100 -199.9 +199.9



3.1

COM R1

COM R2

COM R3

COM K1

COM PA1 PA2 1 PT100

PT100

COM PA1

PA2)

COM2 PB1 PB2 2 PT100 PT100

COM2 PB1

PB2)

3.2

J1

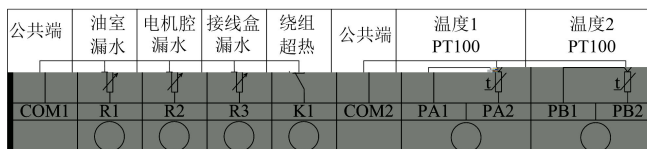
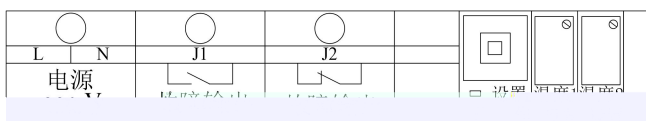
J2

3.3

PT100

1 PT100

2 PT100



4.1

<15K

>20K

1s 5s

<30K

>35K

1s 5s

<30K

>35K

1s 5s

1s 2s

4.2 PT100

PT100

PT100

-199.9

199.9

4.3 PT100

PT100

PT100